

Adventure

Where would you choose to go on an adventure?



What do
adventurers
look like?




How did
adventurers
travel?

What did
pirates do?



Was Robin
Hood a bad
guy?






What would
you wear
on your
adventure?



Where did
they sleep?

Where would you choose to go
on an adventure?



Fiction





Year 1 -Summer 2 Resource Hub

Where would you
choose to go on
an adventure?

Core Texts



Non-Fiction



Multi-media

<https://www.bbc.co.uk/cbeebies/topics/pirates>

<https://pbskids.org/peg/games/hungry-pirates>



Click on the QR code to
take you to our
learning padlet.

Rhymes and Songs

<https://www.twinkl.co.uk/resource/t-t-252357-pirate-themed-songs-and-rhymes-resource-pack>

Year 1

Summer 2

I can be inspired by famous artists to learn about pirates.


I know about Robin Hood as a local legend and some famous Pirates from long ago.

I can name some continents and oceans of the world.

Where would you choose to go on an adventure?



Vincent Van Gogh



Ahoy Landlubbers



Jolly Roger



Anne Bonny



Black Beard



Long John Silver

Famous people



Robin Hood

Robin Hood robbed from the rich and gave to the poor!

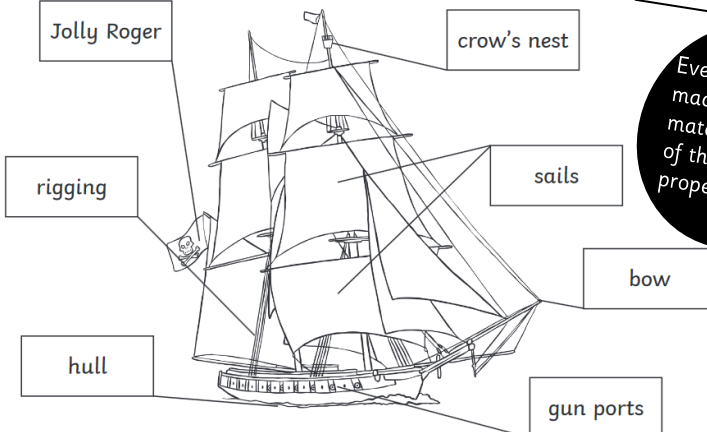
Pirate Bartholomew Roberts captured more than 400 ships.

Vocabulary

| | |
|------------------|--------------------------------------------------------------------------------|
| Ocean | 71% of Earth is covered by the oceans. It is a large amount of salt water. |
| Adventure | An exciting or daring experience. |
| Island | A piece of land surrounded by water. |
| Coast | Piece of land that meets the sea. |
| Compass | A piece of equipment used for direction, it shows north, south, east and west. |

The Pacific is the largest ocean.

There are 5 oceans of the world.



Everything is made from a material because of the materials properties.

| | | | |
|--|---------|--|---------|
| | wood | | stone |
| | metal | | brick |
| | wool | | cotton |
| | plastic | | diamond |
| | leather | | glass |
| | ceramic | | ice |

Writing features – story

I can form most lowercase and capital letters in the correct direction, starting and finishing in the right place.

I can begin to write coherently for different purposes.

Character descriptions

Full stops



Effect on the reader:

make them think about being a adventurer

Pirate/Space/Robin Hood vocabulary

Audience and Purpose:

Write adventure stories using our imaginations and information we have learnt.

give them a picture of the setting and a character.

topic nouns

setting adjectives

tell what happened clearly

Finger spaces

Sentences with capital letter and full stop

Beginning, middle, end

I can use a variety of conjunctions (and, but, because).

1.

- Creative Arts week- Stimulus Van Gogh- Picture Boats on the Beach
- Hook: find a pirate chest full of treasure. Read and collect pirate words – topic vocabulary- whole class.
- Create a pirate word bank using words- use colourful semantics. (CIP pictures)
- Write a speech bubbles about the painting.
- I see...
- I can hear...
- I feel...
- If I had a boat I would ...because....
- Handwriting

Summer 2 In English, we will be writing narratives.

**We are going to write
adventure stories.**

2.

- Shared reading - The Pirates Next door (VIPERS)
- Talk boost- what do the pirate characters look like? Character descriptions - nice, friendly, fierce. Create a word bank.
- Using colourful semantics write sentences about pirates eg The ugly pirate jumped over the huge treasure chest. (use CIP wordbank to support)
- Handwriting

3.

- Shared reading - The Pirates Next door (VIPERS)
- Write a prediction for what will happen next in the story. Receive a letter from Tilda asking them to say what will happen to her. Create a class text map of story. Record on whiteboards.
- Write the beginning of Tilda's story using text map.
- Handwriting

4.

- Shared reading - The Pirates Next door (VIPERS)
- Verbally recite and act out the next part of our stories. Write middle part of the story using a text map.
- Complete stories.
- Handwriting.

5.

- Shared reading – Blackbeard (VIPERS)
- Learn about the pirate roles in a crew. Create and write a word bank of jobs.
- Write a speech bubble naming and describing their pirate job.
- Handwriting.

6.

- Shared reading – Pirates love underpants (VIPERS)
- Handwriting.
- Receive a letter from Tilda's mum – learn about the features of non-fiction.
- Receive a letter from Tilda asking about other famous pirates.
- Create a non-fiction book about Pirates.

We are creative

Explore fabrics to make a
peg doll.

I can explore texture to
create a seaside picture
using other artists work to
inspire me.

Build a pirate ship.

Digitally create a pirate
animation using a
computer programme.

Construct a pirate hideout.

Design a treasure map.

Plan a message in a bottle.

Let's quiz



'Let's quiz' is an exciting game we have launched for the children.

At the end of every topic they will take part in a fun quiz all about what they have learnt over the half-term. You can help your child to succeed and remember what they have learnt by talking about the questions together at home.

Research says that when children repeatedly return to previously learnt information, they are more likely to **'Know and Remember More'** in the long term.

- Who were some famous pirates?
- Can you name different parts of the ship and what they were used for?
- Describe the features of a treasure map.
- Describe what clothes a pirate might have worn? How is it different to what we wear today.
- What materials might I find on a Pirate ship? Why wouldn't I find plastic?
- What is a compass? What is it used for?
- Was Robin Hood good or bad? Explain your answer.
- Can you name an ocean?
- What was Vincent Van Gogh famous for?

