

# Heroes and Emergencies

Year 1 and Year 2  
Autumn Term 1



HOOK - police  
investigation  
robbery scene –  
Cops & Robbers  
book.

What makes a hero?

What is a hero?



Can you name some significant heroes from the past including a local hero?

What's the difference between a real life hero and a superhero?



How could you be a hero?

If you were a superhero what would your special powers be?



Can you justify why someone is a hero?

How do heroes help us when there's an emergency?



Who is your hero? What do they do to make them a hero?



# What makes a real life hero?

Year 1 and Year 2 Autumn Term 1


Resource Hub  
What makes a hero?

Non-Fiction


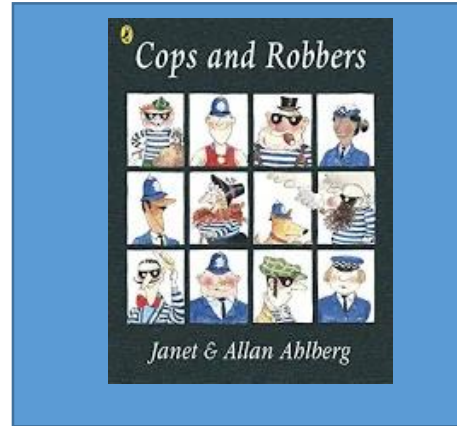



Fiction



High Quality Texts



Core Texts



Multi-media



Access the Padlet here for more information.

Year 1 and Year 2 Autumn Term 1

1. Write about who your hero is?

2. Describe and label cops/robbers.  
Write a description of the character in the book.  
Wanted Poster

3. Discuss what you already know about the emergency services.  
Investigate job roles and write facts.

**In English, we will be writing to inform.**

4. Write sentences about the police using specific vocabulary.

5. Write questions to ask a paramedic.  
Write a poem. If I was a paramedic...

6. Write facts about Florence Nightingale.  
Compare nurses then and now.

7+. Find out about Mary Seacole and compare to Florence Nightingale.

Writing features – non-fiction

Effect on the reader:

Make links to real life

Compare now and then

be clear and understand

Audience and Purpose:  
Research our emergency services to learn about real life heroes

Inform / explain

be interested

Sentences with capital letters .

finger spaces

Use bullet points

Letter formation

Full stops

pictures/ diagrams with description

'and' to join 2 sentences.

pictures/ diagrams with labels

Interesting adjectives

Scientific vocabulary

Finger spaces

Full sentence

**Writing Features**  
**Non fiction**

Segment spoken words into phonemes and represent these by graphemes, spelling some words correctly and making phonetically plausible attempt at others.

Write CL of the correct size/orientation to one another.

**Year 2 Autumn**  
Term 1

Form lowercase letters of the correct size

use subheadings

develop stamina for writing by writing for different purposes.

be clear and understand

write effectively and coherently for different purposes

Make links to real life

Make simple additions and changes after proof reading

**Audience and Purpose:**  
Research our emergency services to learn about real life heroes

Full stops  
Capital Letters

Inform / explain

Compare now and then

Use thoughtful and sometimes ambitious vocabulary.

finger spaces

or, and, but,  
when, if, that, because

Use exclamation and question marks to demarcate sentences

Yellow = WTS


# What makes a hero?

I know the characteristics of a hero.

I know what the difference is between a **superhero** and a **real-life** hero.

I know how heroes help us when there's an **emergency**.

## Important people



## Vocabulary

roles and responsibilities	A responsibility is what you have to do as part of a job role.
hazard	A hazard is a danger or a risk. The emergency services have to make sure that they understand the hazards before they help somebody.
strenuous demanding	Strenuous or demanding means that something is really hard work. The emergency services have to put in a lot of effort and do regular exercise to keep fit. A firefighter may have to lift someone from a building.
equipment	Equipment is something that you have with you to help you do something. For example, a paramedic needs lots of medical equipment in their ambulance.
protect	Protect means that it keeps somebody safe from harm or injury. Emergency services wear protective clothes to keep them safe.
emergency	A serious situation or sudden disaster that calls for fast action.

## Important knowledge: vehicles

### police



### paramedic



### firefighter



### coastguard



Year 1 and Year 2  
Autumn Term 1



# Let's quiz

What  
makes a  
hero?



Autumn 1

Bring it forward

'Let's quiz' was a huge success last year.

We hope you help each other at home to practice the questions at home so the children have the best opportunity to remember more.

Research says that when children repeatedly return to previously learnt information, they are more likely to 'Know and Remember More' in the long term. Help your child to

1. Name 3 things a police officer wears.
2. What are 3 characteristics of a hero?
3. What's the difference between a real life hero and a superhero?
4. How do heroes help us when there's an emergency?
5. Explain what a 'hazard' is?
6. Can you name some significant heroes from the past including a local hero?
7. Why do emergency service heroes often wear reflective uniforms?
8. Name 3 vehicles heroes might use.
9. What does it mean to protect people?
10. Where did Florence Nightingale and Mary Seacole live? Can you name the countries and continents.