
















EYFS – Nursery – ‘What’s Inside?’ Medium Term Overview

	Week 1 6.1.25	Week 2 13.1.25	Week 3 20.1.25 RSPB Big Garden Birdwatch	Week 4 27.1.25 Chinese New Year Year of Snake	Week 5 3.2.25	Week 6 10.2.25 Safer Internet Day
Core text	<p>Wow: Where do I live?</p> 					
Quality Texts	<p>Engage in extended conversations about stories, learning new vocabulary Know many rhymes, be able to talk about familiar books A Squash and a Squeeze, Peace at Last, All kinds of Homes</p> 	<p>Engage in extended conversations about stories, learning new vocabulary. Spot and suggest rhymes A Squash and a Squeeze, Peace at Last, All kinds of Homes</p> 	<p>Engage in extended conversations about stories, learning new vocabulary</p>  <p>Bird watching – link to previous learning about owls.</p>	<p>Understand three key concepts about print: - print has meaning - the names of the different parts of a book - page sequencing -</p>  <p>Can a tiger be a pet? Can a tiger come to nursery? What makes a good pet? How can we care for our pets Enjoy listening to longer stories and can remember much of what happens. The Great Race – Sequencing and re-telling through role play?</p> 	<p>Talk about what they see using a wide vocabulary</p> 	<p>Engage in extended conversations about stories, learning new vocabulary</p> 
PSHE	<p>I will talk about my feelings using words like ‘happy’, ‘sad’, ‘angry’ or ‘worried’. I will understand gradually how others might be feeling. I will develop a sense of membership of a community.</p>					

EYFS – Nursery – ‘What’s Inside?’ Medium Term Overview

	 <p>Making a ‘Book of Friendship’. Children choose their friends, know their names and can talk about what they enjoy doing together. Record with photos</p>					
SLC	<p>Understand ‘why’ questions Use a wider range of vocabulary Building vocabulary of British wildlife and domestic animals</p>	<p>Understand ‘why’ questions Use a wider range of vocabulary Where do you live? Which rooms are inside your house? Which rooms are downstairs? What do you do in each room? Which rooms are upstairs? What is your bedroom like?</p>	<p>Understand ‘why’ questions Use a wider range of vocabulary Which animals live in your house?</p>	<p>Understand ‘why’ questions Use a wider range of vocabulary Can a tiger be a pet? Can a tiger come to nursery? What makes a good pet? How can we care for our pets?</p>	<p>Understand ‘why’ questions Use a wider range of vocabulary Which animals or birds can you spot in your garden?</p>	<p>Understand ‘why’ questions Use a wider range of vocabulary How do you get to school? Which way do you walk to school?</p>
Physical Development	<p>I can use large-muscle movements to wave flags and streamers, paint and make marks.</p>		<p>I can use large-muscle movements to wave flags and streamers, paint and make marks.</p>		<p>I can use large-muscle movements to wave flags and streamers, paint and make marks.</p>	
Reading	<p>Develop their phonological awareness, so that they can: recognise words with the same initial sound Aspect 1 - Environmental sounds Aspect 5- Alliteration Strand 1,2,3 To talk about environmental sounds. To listen to the beginning sounds in words. <i>I Heard...</i> <i>I Can Find</i> <i>Silly Soup</i> <i>Walk With Me – Beat Baby</i></p>	<p>Develop their phonological awareness, so that they can: recognise words with the same initial sound Aspect 4 - Rhythm and Rhyme Strands 1,2,3 To recognise rhyming words. <i>Rhyming pairs</i> <i>Whose Pet is This</i> <i>Clog the Dog</i> <i>What’s in the box? ‘m’ and ‘d’</i></p>	<p>Develop their phonological awareness, so that they can: count or clap syllables in a word Aspect 1 - Environmental sounds Aspect 6 - Voice Sounds Strand 1,2,3 To make sounds with my voice. <i>Guess the pet</i> <i>Pet sounds</i> <i>What’s in the box? ‘g’</i></p>	<p>Develop their phonological awareness, so that they can: count or clap syllables in a word Aspect 5- Alliteration To begin to recognise words with the same sound. To find words that begin with a given sound. <i>Pets at the vets</i> <i>Playful Pets</i> <i>Name that Pet</i> <i>What’s in the box? ‘o’</i></p>	<p>Develop their phonological awareness, so that they can: recognise words with the same initial sound Aspect 2 - Instrumental sounds Aspect 3 - Body percussion Strand 1,2,3 To copy and perform a pattern of sounds. <i>Copy Cats</i> <i>Visit to the Vets</i> <i>The Box of Tricks –Beat Baby - What’s in the box? ‘c’ and ‘k’</i></p>	<p>Develop their phonological awareness, so that they can: recognise words with the same initial sound Aspect 7 - Oral blending and segmenting Strand 1,2,3 Aspect 4 - Rhythm and Rhyme Strands 1,2,3 To hear initial sounds in words To blend sounds to make short words <i>Metal Mickey-using a parrot</i> <i>Cross the River</i> <i>Animal syllables</i> <i>What’s in the box? ‘e’</i></p>
Writing	<p>Write some or all of their name. • Drawings of themselves.</p>	<p>Use some of their print and letter knowledge in their early writing. Draw with increasing complexity and detail, such as representing a face with a circle and including details. Write some or all of their name.</p>		<p>Write some or all of their name Drawing animals from ‘The Great Race’</p>	<p>Use some of their print and letter knowledge in their early writing. Create closed shapes</p>	<p>Write some or all of their name</p>

EYFS – Nursery – ‘What’s Inside?’ Medium Term Overview

		<p>Create closed shapes with continuous lines, and begin to use these shapes to represent objects.</p> <p>Drawing their own house, rooms and objects in each room</p> <p>Writing name with paint.</p> <p>Drawing pet</p>		<p>with continuous lines, and begin to use these shapes to represent objects.</p> <p>Drawing a tiger</p>	
Maths	<p>Solve real world mathematical problems with numbers up to 5</p> <p>Understand position through words alone – for example, “The bag is under the table,” – with no pointing.</p> <p>Describe a familiar route.</p> <p>Discuss routes and locations, using words like ‘in front of’ and ‘behind’.</p>	<p>Solve real world mathematical problems with numbers up to 5</p> <p>Composition of numbers to 5</p> <p>Link numerals and amounts: for example, showing the right number of objects to match the numeral, up to 5.</p> <p>Develop fast recognition of up to 3 objects, without having to count them individually (‘subitising’).</p> <p>Say one number for each item in order.</p>	<p>Solve real world mathematical problems with numbers up to 5.</p> <p>Compare quantities using language: ‘more than’, ‘fewer than’</p> <p>Know that the last number reached when counting a small set of objects tells you how many there are in total (‘cardinal principle’).</p> <p>Show ‘finger numbers’ up to 5</p>	<p>Solve real world mathematical problems with numbers up to 5</p> <p>Experiment with their own symbols and marks as well as numerals.</p> <p>Solve real world mathematical problems with numbers up to 5.</p> <p>Compare quantities using language: ‘more than’, ‘fewer than’.</p>	<p>Make comparisons between objects relating to size, length, weight and capacity.</p> <p>Select shapes appropriately: flat surfaces for building, a triangular prism for a roof etc</p>
The Natural World	<p>Talk about what they see, using a wide vocabulary</p> <p>Zoom in Zoom out; Blackened Edges</p>	<p>Talk about what they see, using a wide vocabulary.</p> <p>Comparing and sorting wild and domestic animals</p> <p>Zoom in Zoom out; bumpy eyes</p>	<p>Talk about what they see, using a wide vocabulary.</p> <p>Knowing what birds need and how to care for birds</p> <p>Identify common birds robin, blackbird, blue tit</p> <p>Zoom in Zoom out; tiny tooth</p>	<p>Begin to understand the need to respect and care for the natural environment and all living things</p> <p>Knowing what animals need and how to care for animals</p> <p>Zoom in Zoom out; dry scales</p>	<p>Begin to understand the need to respect and care for the natural environment and all living things</p> <p>Zoom in Zoom out; brown and bumpy</p> <p>Talk about what they see, using a wide vocabulary.</p> <p>Talk about the differences between materials and changes they notice</p> <p>Comparing and sorting animals from ‘The Great Race’ and ‘Noah’s Ark’</p> <p>Zoom in Zoom out; grey and black</p>
					
People and Communities	<p>Continue developing positive attitudes about the differences between people</p> <p>Comparing houses using You choose and All Kinds of Homes</p>	<p>Continue developing positive attitudes about the differences between people</p>	<p>I know how to use artefacts, books, music, photos and videos to explore stories from the Bible</p>	<p>Know that there are different countries in the world and talk about the differences they have experienced or seen in photos.</p>	<p>Continue developing positive attitudes about the differences between people</p>

EYFS – Nursery – ‘What’s Inside?’ Medium Term Overview

				Know that China is another country. Learn about what is same and different between their lives and life in China.		
Past and Present	Understanding ‘long time ago’ from bible story ‘Noah’s Ark’			Understanding ‘long time ago’ from Chinese New Year story		
Creative	<p>Listen with increased attention to sounds. Respond to what they have heard, expressing their thoughts and feelings. Play instruments with increasing control to express their feelings and ideas. Tempo; slow to fast, Dynamics loud/quiet Explore different materials freely, develop their ideas about how to use them and what to make. Develop their own ideas and then decide which materials to use to express them.</p>					
	Give me Oil in My lamp hymn The animals went in two by two					
		Designing and making large 3D model of house as a group Use Vincent Van Gogh’s bedroom painting as stimulus	Making bird food	Chinese dragon model and Chinese music and dance	Pet shop role play Vets role play	