

Year 1

How does your garden grow?

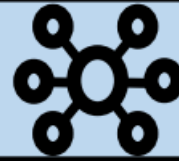


Receive a
packet of seeds
for children in
school to plant.

End of topic
celebration –
visit to
Chaddesden
woods

Year 1
Spring 2


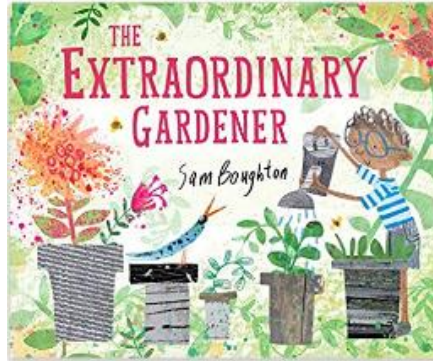
Resource Hub



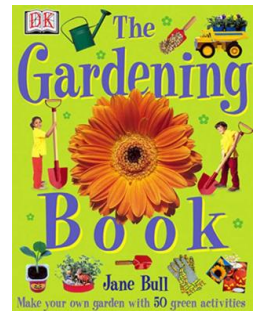



Fiction




Core Texts



Non-Fiction



Year 1 Padlet



Visit the Year 1 – Spring 2 Padlet page to access resources to share at home via the link or QR code:

<https://padlet.com/year1cavclosei/plants-iy2rrvtmmwg4y1i0>

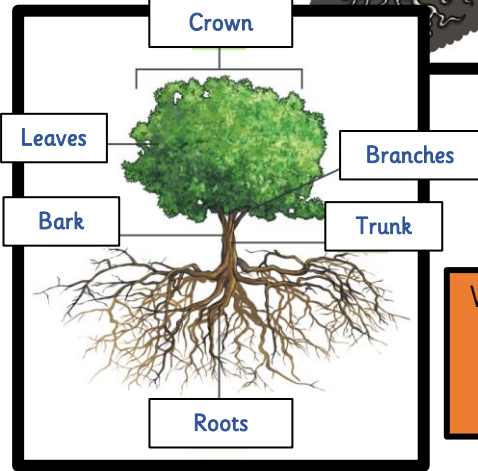
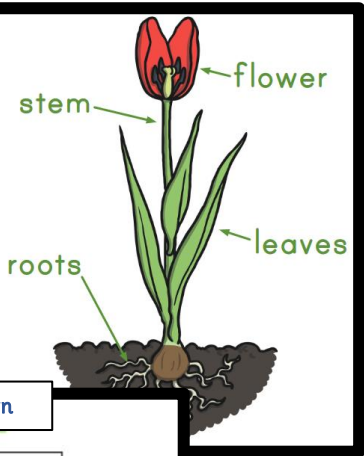
I can name the UK's four seasons.

I know the names of some common plants and trees in the UK.

I can name and describe the parts of flowering plants and trees.

How does your garden grow?

Labelling plants and trees



What do plants need to grow?


1. Water
2. Sun
3. Time
4. Nutrients
5. Space




Vocabulary

seed	Some plants grow from a seed.
bulb	A bulb is underground in Winter, then grows back when it is warmer.
evergreen	A tree that keeps green leaves all year.
deciduous	A tree that loses its leaves each year.
scent	The smell of something.
stem	The stalk of the plant that develops buds and shoots.
flower	The part of the plant where seeds grow.
leaves	More than 1 leaf. They grow from a stem.
leaf	1 single leaf. They grow from a stem.
roots	They are underground and hold the plant upright. Plants take up water and nutrients through them.
crown	The top of a tree.
trunk	The woody stem of the tree.
bark	The outer layer on the trunk. It protects the tree.
branches	Parts that grow out from the trunk and hold the leaves.
germinate	The plant begins to grow and sprout shoots from the seed or bulb.

Our focus plants



Our focus trees



Seasons

Winter
Spring
Summer
Autumn

Yellow = WTS

leave spaces
between words.



Use 'and' to join two sentences.

Time connectives

begin to write coherently
for different purposes.

Audience and Purpose:
Write a set of instructions for Joe about how to plant and look after his seed.

Inform Joe how to plant and look after his seeds – instructions and letter.

spell some common exception words.

form some lowercase letters and some capital letters in the correct direction, starting and finishing in the right place.

segment spoken words into phonemes and represent these by graphemes, spelling many words in a phonetically plausible way..

sometimes use past, present and future tense accurately in my writing.

Writing Features – Fiction



Yellow = WTS

Green = GDS

use suffixes – ing, ed, er, est where no change is needed in the spelling of root words.

use 'and' to join ideas within a sentence

leave spaces between words.

Use adjectives to describe

Use a vocabulary bank to help me use interesting words and adjectives

read my writing aloud so it can be heard by others and check it makes sense

Audience and Purpose:
Write a review/report of Joe's garden party describing his garden.

use a capital letter for the start of a sentence..

Make the reader want to visit Joe's garden.

begin to write coherently for different purposes.

use the personal pronoun 'I'.

spell some common exception words.

say a sentence aloud before writing it down.

segment spoken words into phonemes and represent these by graphemes, spelling many words in a phonetically plausible way..

begin to use other punctuation such as exclamation and question marks.

1. Learn about poetry. Write an Acrostic Poem about plants/ flowers.

2. Continue to explore and read a range of poetry. Create a daffodil poem using adjectives.

3. Science recording related to topic.

Keep a weekly diary to describe changes to a seed.

Spring Term 2

In English, we will be writing...

4. Write a letter telling Joe how to look after his seed. Use time connectives – First, Next, After, Finally.

5. Write a report of Joe's Garden display. Focus on suffixes: -er and -est.

6. Continue with a report of Joe's Garden

Easter card insert.

Let's quiz



Year 1 – Spring 2

'Let's quiz' is an exciting game for the children.

At the end of every topic they will take part in a fun quiz all about what they have learnt. You can help your child to succeed and remember what they have learnt by talking about the questions together at home.

Research says that when children repeatedly return to previously learnt information, they are more likely to **'Know and Remember More'** in the long term.

- Can you name our 4 focus trees?
- Can you name some plants that grow from seeds? From bulbs?
- What does a plant need to grow?
- What might you see in a church? Who might you meet?
- How can you tell different plants and trees a part?
- Name the seasons and changes you will see in each of them.
- Can you act out the growth of a plant from a seed germinating?
- What would I use to measure the length of a tree or a plant?
- Can you name the parts of a plant?
- Can you name the parts of a tree?