

Year 1 - Spring 1










What's inside the castle walls?



# What's inside the castle walls?

Year 1 – Spring 1

## Year 1- Subject Specific Vocabulary

<b>Castle</b>	A castle is a strong building. An important person such as a king or a ruler would have stayed there.	
<b>Battlements</b>	The battlements are the square shaped openings at the top of the castle walls. The openings were used to shoot out from and stand behind for protection.	
<b>Drawbridge</b>	The drawbridge is lowered over the moat to allow people to get into the castle.	
<b>Dungeon</b>	A dungeon is a strong prison cell, which is normally underneath a castle.	
<b>Moat</b>	A moat is a deep ditch that goes all the way around a castle. It could be filled with water. The moat makes it difficult for enemies to invade the castle.	
<b>Knight</b>	A knight normally wore a suit of armour. They used this to protect their bodies when fighting.	
<b>The keep</b>	The keep was a safe place within the castle where workers could go if they came under attack.	
<b>The portcullis</b>	The portcullis is a heavy metal grid which can be lowered over the entrance to the castle to stop people getting in easily.	
<b>Arrow slits</b>	Arrow slits were used by knights to shoot out at their enemies. As the slits are long and slim, it makes it harder for enemies to shoot into them.	

## Famous people



King Charles



Queen Elizabeth II



St George and the dragon

Derby is famous for fine China from Royal Crown Derby.



I know how castles were used in the past.

I know some famous stories with castles in them.

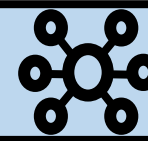
I know the features of a castle.

I know about some people that lived and still live in castles.





# Resource Hub












Year 1 – Spring 1

Fiction

Non-Fiction

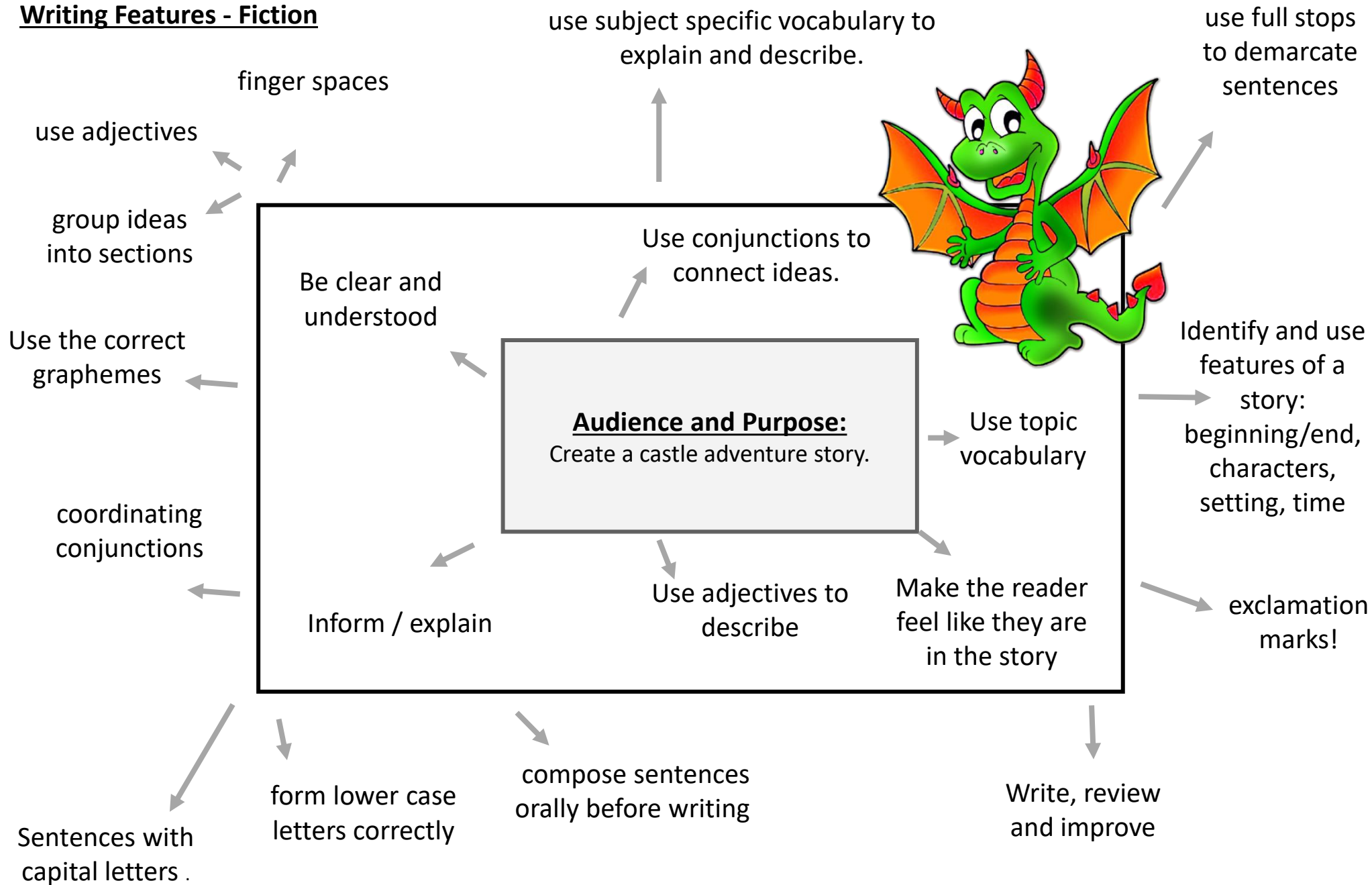
## Core Texts



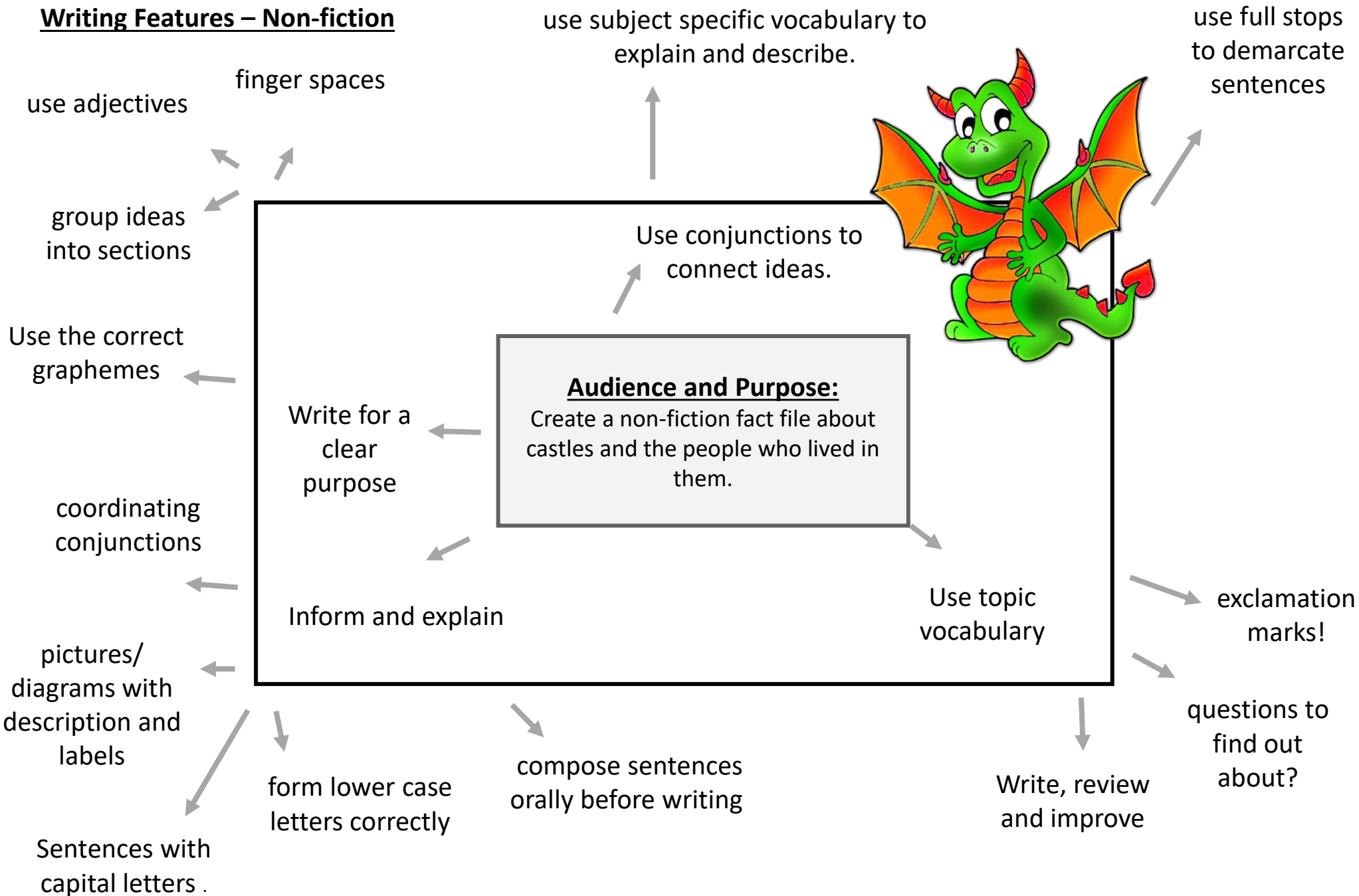
Visit the **Year 1 – Spring 1 Padlet** page to access resources to share at home via the link or QR code:

<https://padlet.com/year1cavclosei/what-s-inside-a-castle-s-walls-1tvdnt55n169umtt>

## Writing Features - Fiction



## Writing Features – Non-fiction





1.
  - Hook: Topic wonder box – take out an object one at a time, chn to guess what our topic might be.
  - Introduce a dragon character to set the children challenges – What is a castle and where do we find them? (local castles – Elvaston, Tutbury, Bolsover)
  - Shared reading – non-fiction - Castles PPT
  - Labelling a castle. What are the names of the different features? What is their function?
  - Write sentences about the features of a castle, what they are used for and why? What materials are castles made from?
  - Handwriting – Capital letters: A, B

2.
  - Shared reading non-fiction Castles text.
  - Make a word map of jobs in a castle. Go and Stand - play 'guess who'.
  - Drama - act out jobs. Freeze frame.
  - Write a job application for a medieval job in a castle and why they would like that job.
  - Shared reading – non-fiction Castles. What did people living in castles eat?  
<https://www.dkfindout.com/uk/history/castles/food-in-castles/>
  - Medieval menu for a banquet – list of foods with pictures.
  - Handwriting – Capital letters: C, D

3.
  - Find out who lives in famous castles today. Learn about Windsor Castle and historical monarchs - Queen Elizabeth II. Learn about King Charles and his coronation.
  - Shared reading non-fiction book about the King. (make link to Royal Crown Derby)
  - Write a fact file about the King.
  - Handwriting - Capital letters: E, F

## Spring Term 1

**In English,  
we will be  
writing ...**

6.
  - Shared reading – Fictional castle story
  - Write the end of the story – what is the problem/ What is the solution?
  - Handwriting: Capital letters: K, L

5.
  - Shared reading – How to Catch a Dragon/ St George and the dragon.
  - Write the middle section of your story using different sentence starters and adjectives from the first section.
  - Handwriting: Capital letters: I, J

4.
  - Shared reading Fictional castle stories.
  - Plan an adventure story with a beginning, middle and end. Think of yourself as a King or Queen character, think of an additional character, problem, solution (6 sections)
  - Create a class bank of sentence starters (One sunny day, Once upon a time... and adjectives (strong, grey, scary, spooky).
  - Write the first section of your story setting the scene and introducing the characters.
  - Handwriting – Capital letters: G, H

# Let's quiz



Year 1 – Spring 1

**'Let's quiz'** is an exciting game for the children.

At the end of every topic they will take part in a fun quiz all about what they have learnt. You can help your child to succeed and remember what they have learnt by talking about the questions together at home.

Research says that when children repeatedly return to previously learnt information, they are more likely to

**'Know and Remember More'** in the long term.

- What is a castle?
- Name 5 features of a castle.
- If you were to get a job in a castle in the past, what would it be and why?
- What stories can you think of with castles in them? Can you name the character? Can you retell the story?
- Who is in our current royal family?
- What type of pottery is Derby famous for?
- Name the 4 countries that make up the United Kingdom. What are their capital cities?
- How can we be safe on the internet.
- Who is Zaha Hadid? What was she famous for?
- Name 5 everyday materials.