


Reception
2026

What is underneath?
Summer term 1



Go on a mini beast
hunt around the
school grounds.

Where do mini beasts live?



Key Questions

What do we need to grow a plant?




Have you seen any of these creatures before?



What happens if a plant doesn't get what it needs?



What food does a mini beast eat?



Can you talk about different parts of a plant?



How is a mini beast's home different to where we live?



Why do we have different plants?






Reception 2026
Summer term 1




Resource Hub

What is underneath?





Fiction



Core Texts



Non-Fiction



Multi-media

Please scan this QR code to access our padlet



Rhymes and Songs

5 Little Ladybugs

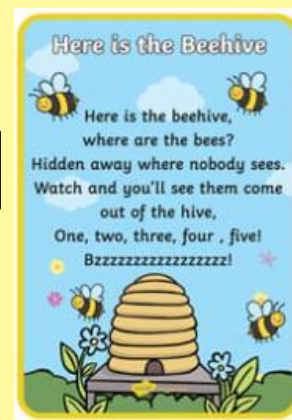
Five little ladybugs sitting on a leaf,
Soaking in the sunshine and the soft, warm breeze.
Along came Mr. Bird, quiet as can be,
And snatched that ladybug off of the leaf!




Four little ladybugs sitting on a leaf...
Three little ladybugs sitting on a leaf...
Two little ladybugs sitting on a leaf...
One little ladybug sitting on a leaf...
No more ladybugs sitting on a leaf!



© 2014 teachingmama.org
All rights reserved.

Incy Wincy Spider
The ants go Marching
Little Miss Muffet
Litter Bug








Reception

What is underneath?

Summer Term 1 2026




I know some of the different habitats of minibeasts. I know how these are different to where other animals live.

I know what some different minibeasts like to eat. I know some of the names of minibeasts.

I know what plants need to grow. I know what happens to plants if they don't get the things they need.

I know the names of the different parts of a plant.



Vocabulary

minibeast	A small creature. Types of minibeasts include butterflies, beetles, spiders, slugs, snails and caterpillars.
chrysalis	The transformation from egg to caterpillar to chrysalis, and finally, adult.
bulb	The beginning of a plant, it contains all of the flower and the stem.
habitat	The place where animals live.
stem	The main body or stalk of a plant.
roots	The part of the plant hidden underground. They hold the plant and keep it upright.



Reading Features

Engage in story times.

Listen to and talk about stories to build familiarity and understanding.

Retell the story, once they have developed a deep familiarity with the text, some as exact repetition and some in their own words.

Read individual letters by saying the sounds for them.

Blend sounds into words, so that they can read short words made up of known letter-sound correspondences.

Read some letter groups that each represent one sound and say sounds for them.

Read a few common exception words matched to the school's phonic programme.

Read simple phrases and sentences made up of words with known letter-sound correspondences and, where necessary, a few exception words.

Purpose: To be a confident reader.

Engage in non-fiction books.

Re-read these books to build up their confidence in word reading, their fluency and their understanding and enjoyment.



EYFS – Development Matters

Communication & Language

Literacy

Writing Features

Understand how to listen carefully and why listening is important.

Form lower-case and capital letters correctly.

Spell words by identifying the sounds and then writing the sound with letter/s.

Re-read what they have written to check that it makes sense.

Audience and Purpose:
To share our writing with our special visitor who helps us.

Write short sentences with words with known letter-sound correspondences using a capital letter and full stop.



Learn new vocabulary.

Articulate their ideas and thoughts in well-formed sentences.

To be able to use a connective 'and'

EYFS – Development Matters

Communication & Language

Literacy

What is underneath? Reception 2026

2. Write a simple recount about our trip to the farm, build on this over the week.
Tricky word focus 'I' 'the'

Summer Term 1

In English, we will be writing...

1&3. Write labels for the body parts of minibeasts.

Write sentences about the minibeast. Extend to use the connective 'and'.

4. Write a fact file about minibeast for a class information book. Begin to use a capital letter, finger spaces and a full stop.

5. Draw and label parts of a flower. Write sentences about what the plant will need. Eg, a plant needs the sun/soil/water. Begin to use a capital letter, finger spaces and a full stop.

6. Write a set of instructions on how to plant a bean. Write a step each day.

Let's quiz



Reception Summer 1 2026
What is underneath?

'Let's quiz'

At the end of every topic the children will take part in a fun quiz all about what they have learnt over the half-term. You can help your child to succeed and remember what they have learnt by talking about the questions together at home.

Research says that when children repeatedly return to previously learnt information, they are more likely to **'Know and Remember More'** in the long term.

1. Name the main parts of a plant.
2. How many different minibeasts can you name?
3. What do plants need to grow?
4. Name the body parts of a butterfly.
5. Describe your favourite minibeast and explain why you like it.
6. Retell the story of 'The Lost Sheep'.
7. Sing a nursery rhyme about a minibeast.
8. What are the steps to plant a bean?
9. What 6 things do you need to remember to be a sun safe superstar?
10. Can you name the days of the week in order?