

What's in a Rainbow?



Nursery – Summer Term 1

What is your favourite colour?



Which animals are black and white?
What happens when we mix black and white?




Which animals are grey? What do we know about squirrels and badgers?



What do seeds need to grow?



What happens when...?




What happens when you mix red, yellow and blue?



Why is a fire engine red? Why are holly berries red?



What happens to the trees in summer? Which plants stay green all year?



What happens when the sun shines?

<https://youtu.be/BesmxYS-Qds>

Mrs Eley weaving sheep wool





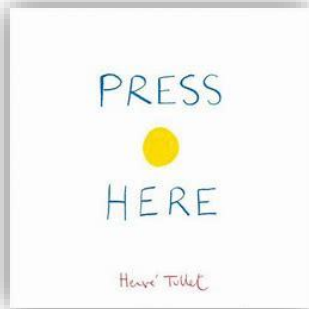







<https://youtube.com/shorts/iuDo6o2ns2Y?feature=share>

Mrs Eley knitting

<https://youtu.be/p2inqfQzjbk>

Mrs Eley's lambs

Nursery Summer 1 Resource Hub



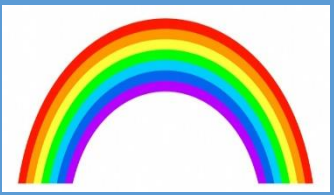
<https://www.growyourownpotatoes.org.uk/>

Topic Specific Vocabulary

Life-cycle of a plant	Vegetables
seed stem petals leaf roots sunflower	pea, carrot, potato, cauliflower, broccoli, beans, tomato, leek,




What's a Rainbow? Knowledge Mat



Buckingham Palace, King, Queen, London, red is a royal colour

Sticky Knowledge

- I can name colours and use them in my artwork.
- I know that red and yellow make orange.
- I know that blue and red make purple.
- I know that yellow and blue make green.
- I can talk about what I see, using a wide vocabulary. I can name vegetables.
- I know I need to eat a rainbow of food to be healthy.
- I know that sunflowers need soil, water and sun.
- I can name stem, leaves and petals.
- I know how to stay safe in the sun
- I know how to stay safe on the road
- I can talk about the differences between people.



Dear Parents and Carers,
Here is our topic for this half term. Please also see the creative homework sheet for ideas about supporting your child's learning journey. Have Fun!

As communicators we will:

- Join in with rhymes and stories.
- Follow instructions.
- Listen carefully to others.
- Concentrate for longer periods of time.
- Wait for my turn during carpet time.
- Understand prepositions; under, on top, behind.
- Learn new vocabulary and use it to talk about what we are doing and what we can see.
- Use talk to explain how we are feeling.

As Readers we will:

- Enjoy sharing stories linked to colours.
- Enjoy finding out about animals and safety using non-fiction books.
- Be listening to sounds in the environment.
- Clap out syllables in words.
- Hear initial phonemes (sounds) in words.
- Play rhyming games.
- Read familiar words such as colour names.

As Writers we will:

- Practise writing our name.
- Develop pencil control and grip through drawing and colouring activities.
- Develop hand, wrist and shoulder strength through dough disco and cutting activities.
- Develop core stability we need for writing by riding bikes, jumping and balancing during outdoor play and our 'Wake and Shake' sessions.
- Draw circles, lines and letter shapes.

As PSHE Superstars we will:

- Be a kind friend.
- Be able to take turns and share.
- Follow our school behaviour values.
- Follow our school learning values.
- To talk about how we are feeling and name our emotions.
- Know how to stay safe near a road.
- Know how to stay safe in the sun.

What's in a Rainbow?



LEARNING CHALLENGE QUESTION
What happens when...?

As Artists/Designers we will:

- Learn new songs about colours of the world.
- Understand how to mix colours to make new ones.
- Learn how to make pictures using printing – hand prints, leaf rubbings, and printing.
- Know how to weave using a peg loom to make a patterned rug.
- Make models using boxes and found materials.

As Mathematicians we will:

- Match numbers to objects
- Know our numbers to 10
- Know that numbers go beyond 10
- Look at 2d and 3d shapes
- Know what is one more and 1 less
- Begin to make our own repeating patterns

Summer 1

Wow Event/Hook

- Reading 'The Day the Crayons Quit' and letters from the Crayons

Wow finisher

- * Creating a giant sized rainbow and having a multi coloured party!

By learning about the world we will:

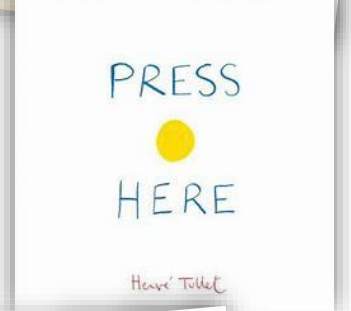
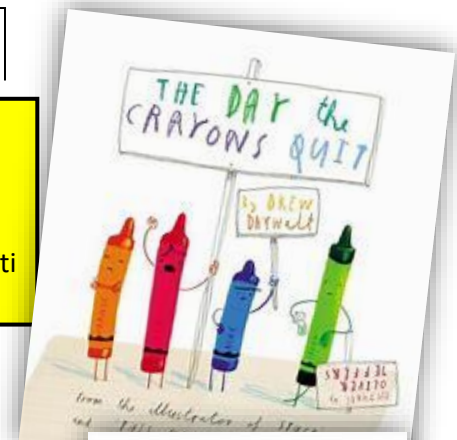
- Know about the trees and flowers around school
- Know that some plants are evergreen and some plants change through the seasons.
- Know what a zebra (pelican) crossing is and how to stay safe near roads.
- Talk about what happens when we mix colours together.
- Talk about how a sunflower seed and a pea grows.
- Recognise landmarks in Derby and London.
- Know that Charles is King of the UK and Ireland.

As PE Superstars we will:

- Catch a large ball.
- Run skillfully and in a safe space.
- Use froggy fingers to hold a pencil.
- Play chasing games.
- Move with confidence.
- Use a variety of equipment.

As Technology Superstars we will:

- Understand that we can find out information from the internet.
- Be able to complete a simple program on the computer.



1. Read 'The Day the Crayons Quit' and the letter from Grey Crayons.

Sound lotto of animals and sounds around the home/school.

Drawing black and white or grey animals (badger, squirrel, owl)

2. Read the letter from Red, Yellow and Blue Crayon and the book 'Press Here'.

Blend sounds to make a word
Break short words into sounds— oral blending and segmenting.

3. Read letter from yellow and orange crayon.

Identify words that rhyme
Count the syllables in words
Drawings of how to stay safe in the sun.

Every day we play listening games focussed on blending phonemes to hear words and segmenting phonemes to sound talk words. We listen for words that sound 'nearly the same' and clap the syllables in words



In Word Wise, we will focus on hearing beginning, middle and end sounds in words



5. Reading letter from green crayon. Revisiting vocabulary from Autumn term linked to Science. Identify words that rhyme. Count the syllables in words.

6. Singing Colours of the World songs.

Identify words that rhyme
Count the syllables in words

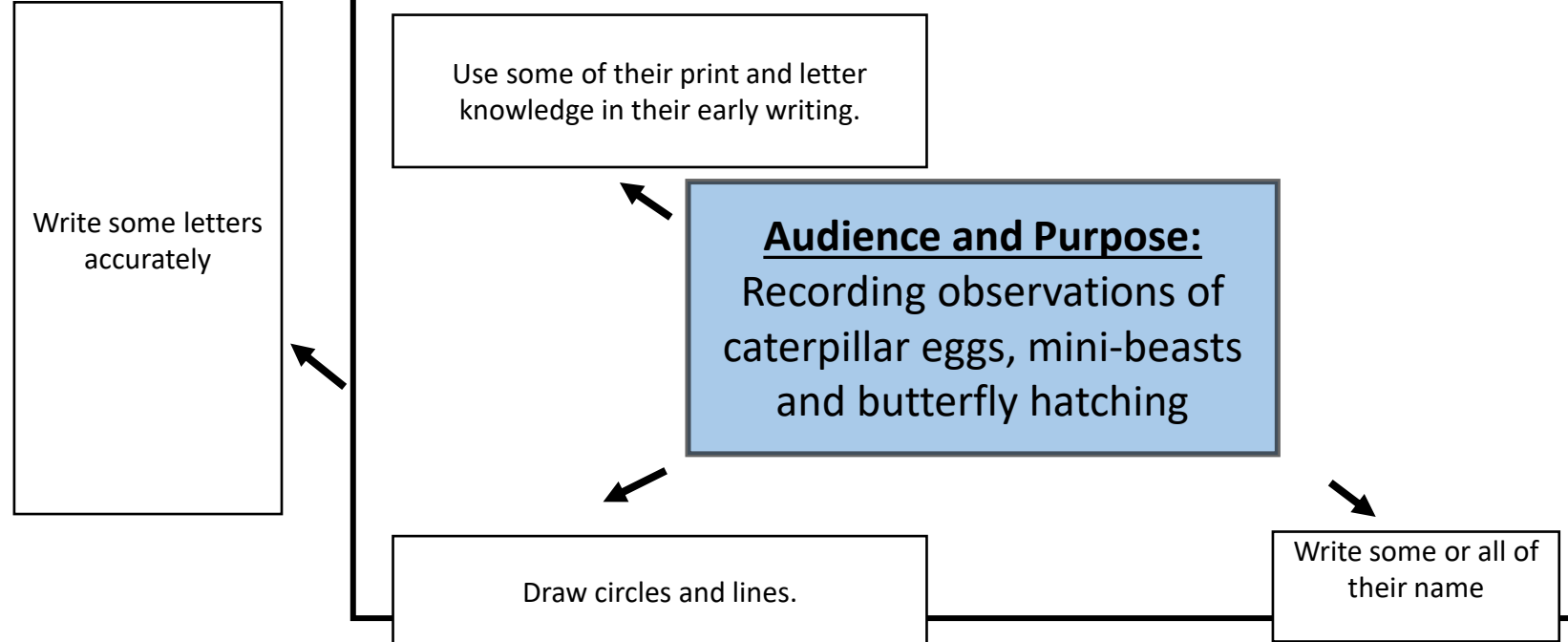
4. Non-fiction texts. Fire safety and road safety

- Match objects with the same phonemes

Explore alliteration

Writing Features

- Use a comfortable grip with good control when holding pens and pencils.
Show a preference for a dominant hand



Drawing black, white and grey animals based on The day the Crayons Quit.

Drawing King Charles.

Drawing how to stay safe in the sun.

Drawing patterned socks.

Drawing objects that are typically their favourite colour based on The day the crayons Quit

Drawing and careful colouring of a rainbow.

Challenge Time

1. Black, white and grey. Finding out about badgers and squirrels, compare to elephants and zebras. Black and white hunt. Road Safety – How do we stay safe near the road? Looking at sheep's wool and starting our peg loom weaving.




3. Yellow and orange. Planting sunflowers. Finding out about how to care for our seed. Van Gogh Sunflower pictures and painting of sunflowers. George The Sun Safe Super Star-Keeping safe in the sun. Colour mixing. Looking at Spanish art – God's Eye.



5. Green and pink. Finding trees – oak, maple, lime. Comparing leaves. Finding evergreens holly and ivy. Leaf prints. Exploring the ceramic work of Gaudi.



2. Red. Finding out about Fire Fighters. Thinking about danger and how the colour red can tell us where there is danger. Learning about King Charles. Making England flag linked to St George's Day.



6. Making a rainbow! Weaving rainbows. Designing and making a rainbow pizza. Nadiya – Chef. Making their own Gudi inspired clay tile.




4. Blue and purple. Exploring pattern and shape. Investigating water – floating and sinking. Learning about Braille.





Let's quiz




'Let's quiz' is an exciting new game we have launched for the children. At the end of every topic they will take part in a fun quiz all about what they have learnt over the half-term. You can help your child to succeed and remember what they have learnt by talking about the questions together at home.

Research says that when children repeatedly return to previously learnt information, they are more likely to **'Know and Remember More'** in the long term.

1. What happens when you mix black and white?
2. What happens when you mix red, blue and yellow?
3. What do we need to do to keep sun safe?
4. What do seeds need to grow?
5. Can you point to the stem, roots and leaf on this plant?



6. Who lives in a palace in London?
7. How do we cross the road safely?
8. Can you name these vegetables?

9. Can you name 5 healthy things?
10. Why are fire engines and holly berries red?